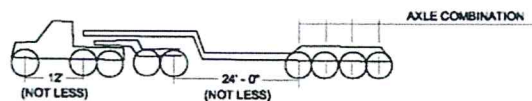
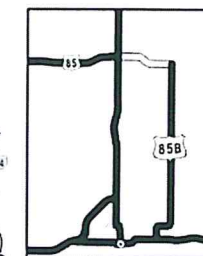
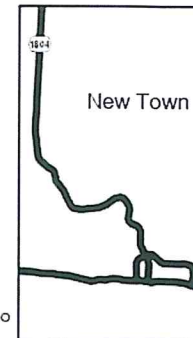
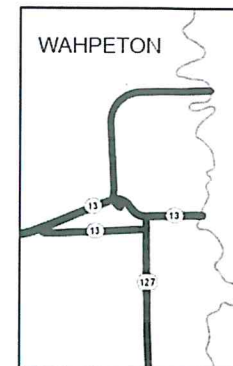
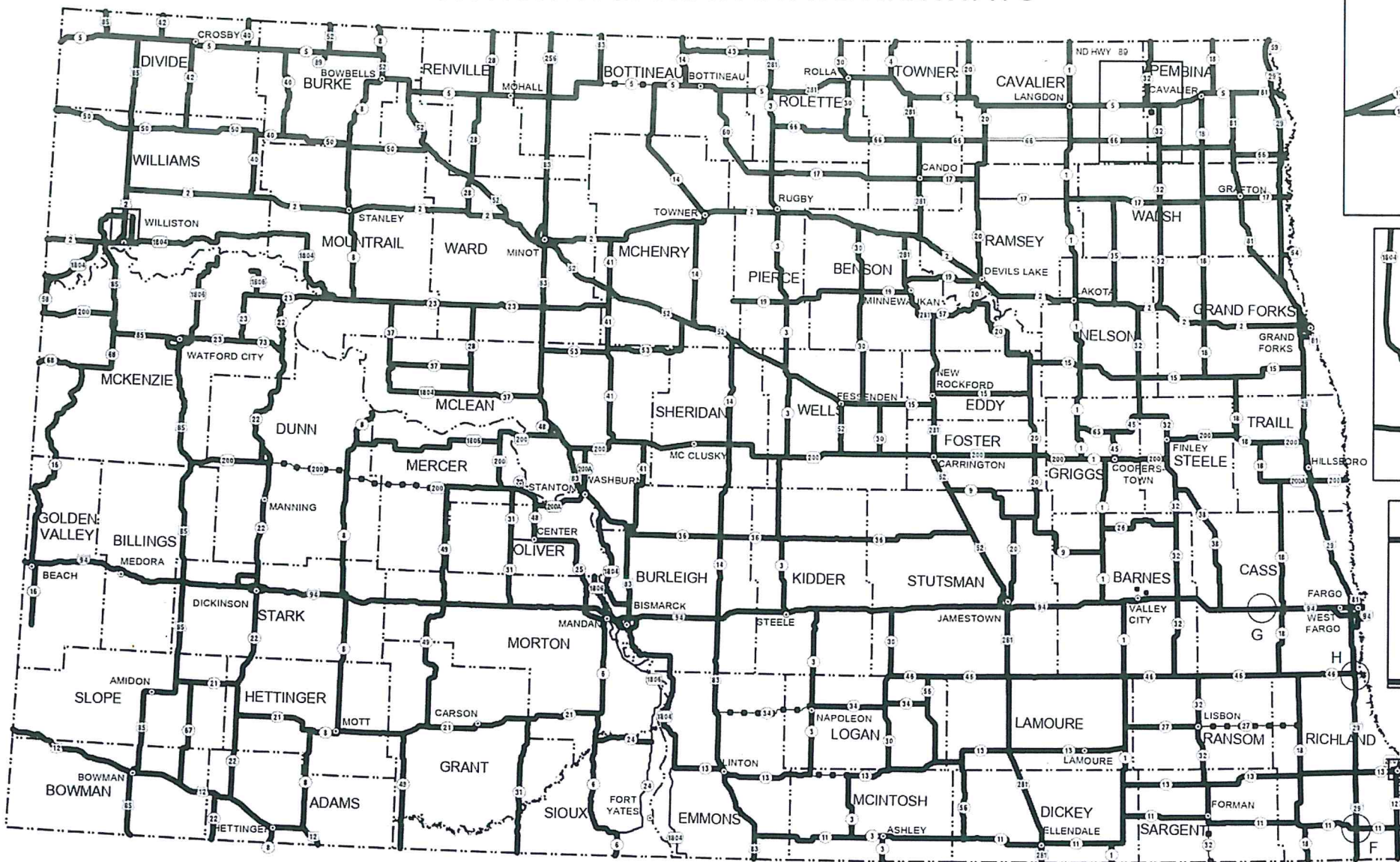


PERMIT BRIDGE LOAD LIMITATIONS ON NORTH DAKOTA STATE HIGHWAYS



- CLASS 1- Up to 68,000 lbs. per Axle Combination
- CLASS 2- Up to 64,000 lbs. per Axle Combination
- CLASS 3- Up to 48,000 lbs. per Axle Combination
- CLASS 4- Up to 34,000 lbs. per Axle Combination

LIMITATIONS ON STRUCTURES
 F = ND 11 OVER I-29 - CLASS 3
 G = ND 10 OVER I-94 - CLASS 2
 H = ND 46 OVER I-29 - CLASS 2



APPROVED:

Walt Zimmerman 04/17/24
 For the NDDOT DIRECTOR DATE